



Economy Aluminum Retrofit Drain Installation Instructions

For Use With: All types of roofing materials

Job Preparation: Remove existing Strainer and clamping ring. Remove any other existing drain components as required to enable our Economy Aluminum Drain flange to lie flush on roof membrane. Remove any debris in the existing drain pipe that interferes with proper installation.

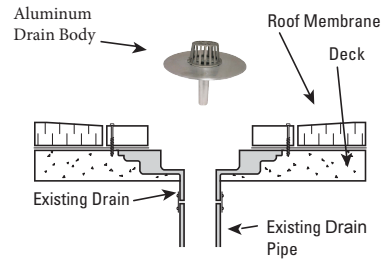


For technical questions please call
Marathon @ 800-828-8424



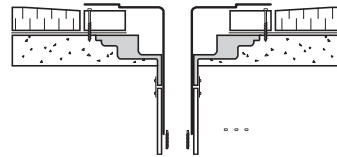
3310 N Benzing Road Orchard Park, NY 14127
Ph: 800-828-8424
www.marathondrains.com

#1



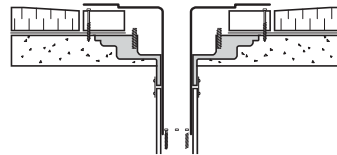
Inspect the existing drain pipe to make sure there are no elbows that prevent the drain stem from being fully inserted into the pipe. **If an elbow is present, follow directions on back page to shorten our Drain length.**

#2



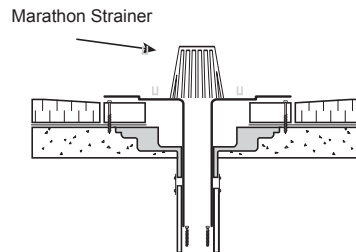
Apply caulking to drain stem if required for seal. Insert Drain into existing drain pipe until flange is flush on roof membrane.

#3



Secure the drain flange to the roof deck using a minimum of three fasteners that are evenly spaced around the flange. The flashing membrane must cover and extend past the fastener head. Flashing membrane must be installed per manufacturer's specifications.

#4



Install Marathon's Strainer by inserting supplied screw through top of strainer and screw into tapped aluminum bar on drain

Economy Aluminum Retrofit Drain Installation Instructions

HOW TO SHORTEN OUR ALUMINUM FASTFLOW RETROFIT DRAIN

You may need to shorten our Economy Aluminum outlet length if the existing vertical distance is too shallow to accommodate our standard 12" long outlet.



For technical questions please call
Marathon @ 800-828-8424



3310 N Benzing Road Orchard Park, NY 14127
Ph: 800-828-8424
www.marathondrains.com

MEETS ANSI/SPRI RD-1 STANDARD

#1

Make sure there is at least 4-inches of distance in the existing pipe to accommodate our Aluminum Drain. Cut drain stem to desired length.

#2

Once the drain has been assembled, insert it into the existing water leader and complete the assembly following 2 - 5 installation on front page (see reverse).

Maximum length
2" (50mm)



Minimum drain outlet
length 2.5" (63.5 mm)

The minimum length of our Economy Aluminum Retrofit Drain stem